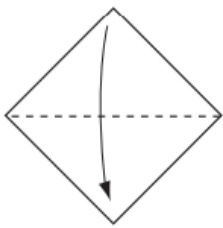


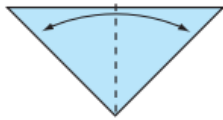


Friends of Headstone Manor Park

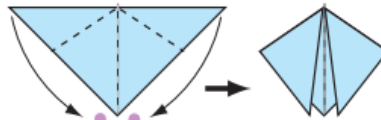
Origami Ladybird



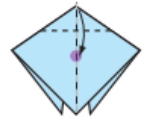
1. Start with a square piece of paper, white side up. Fold in half.



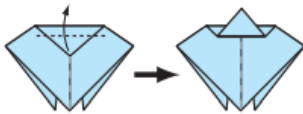
2. Fold this triangle in half, crease well then open.



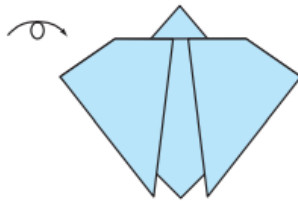
3. Fold the top 2 corners downwards, but not right to the centre line: leave a little gap.



4. Turn model over. Fold down top corner to the centre point of the model.



5. Now fold this corner upwards, and flatten.



Add spots to complete the design and use red paper if possible

